



4 Traffic regulations

4-1 Japanese traffic regulations

In Japan traffic regulations are established for each of pedestrians, automobiles and motorbikes and bicycles. Learning these rules quickly and correctly is an important way to lead a safe life in Japan.

(1) Basic traffic rules



When there are no sidewalks, pedestrians must walk on the right side of the road. Automobiles and bicycles must run on the left side of the road.

Among pedestrians, bicycles and automobiles, pedestrians are prioritized. Pedestrians however must be fully cautious, as some people do not observe this rule.

You must follow traffic lights and signs. You must be fully cautious, however, as some people do not observe this rule.



●Major traffic signs

			
Stop Automobiles and bicycles must stop temporarily	Slow Automobiles must run at speeds that allows for a stop any time	Do not enter Automobiles cannot proceed any farther	Passage banned Pedestrians, bicycles and automobiles must not pass through
			
Automobiles' passage banned No automobiles can pass through	One way Automobiles can go only to the arrowed direction	Only Automobiles can go only to the arrowed directions	Parking and stop banned during the designated hours No automobiles can park or stop during the designated hours
			
No parking during the banned hours during the designated hours No automobiles can park during the designated hours	No crossing by pedestrians Pedestrians must not cross the street	Only for pedestrians and bicycles Only pedestrians and bicycles may pass through	Only for pedestrians Only pedestrians may pass through



(2) Basic rules for pedestrian

Where there is a sidewalk, be sure to walk on it.



Where there is no sidewalk, walk on the right side of the street.

Observe traffic lights even if you are in a hurry.



Do not cross the street through between two parked or stopped automobiles.



Be sure to use any crossings or a pedestrian bridges. Where there is no crossing or pedestrian bridge, cross the road after carefully looking in both directions and confirming no automobiles are approaching.





(3) Basic rules for bicycles

Do not run parallel to another bicycle.



Ride on the left end of the road.



Be fully alert to the movements of automobiles and pedestrians.



A sidewalk with a sign allowing the passage of bicycles can be used by bicycles.



On sidewalks, pedestrians are given priorities. Bicycles must not speed along or force pedestrians aside by ringing the bell. Bicycles must stop temporarily when they likely hinder pedestrians.



At night be sure to run with the headlight on.



When you come across a place with a stop sign, be sure to follow it to confirm the safety of both sides.



At cross roads with traffic lights, be sure to follow the lights. When there is a bicycle lane along the cross roads, proceed on the lane.

Multilingual Living Information



N Transportation

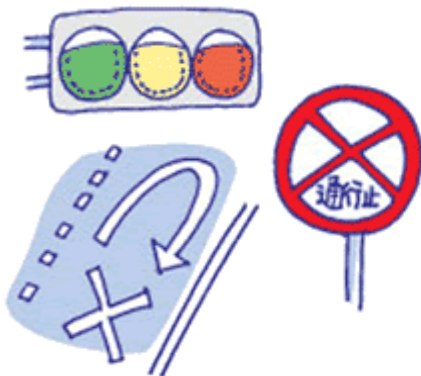
[Back to the top of N Transportation](#)

(4) Basic rules for motorbikes and automobiles

Never drive automobile or motorbike if you don't have a driver's license or when you have drunk alcohol. Failure to observe this rule, which could pose grave dangers, is subject to severe punishment.



When you are aboard an automobile, you must wear a seatbelt whether you are the driver or a passenger. Children below six years of age must be seated on a child seat. Motorcyclists must always wear a helmet.



Do not use a mobile phone while driving.

Follow traffic lights, traffic signs and road signs.



When you come across a place with a stop sign, be sure to follow to confirm the safety of both sides.



When somebody is about to cross a crosswalk, stop to let them pass first before you drive through.



In Japan, accidents frequently occur involving elderly people. When you see them while driving, try to run with a special care.